

AWT 73

Aluwell® Aluminium profiles technology

SİSTEM NUMARASI

73 AWT 405-406

73 AWT 405-409

73 AWT 417-418

73 AWT 486-487

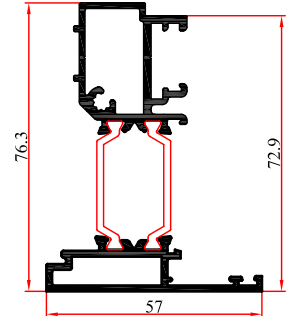
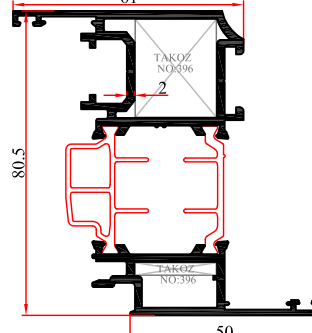
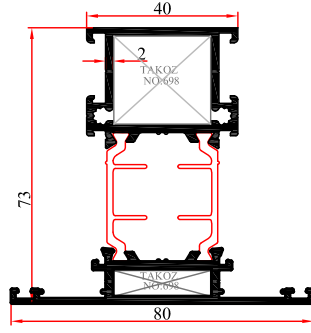
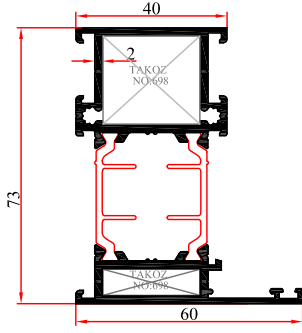
KALIP NUMARASI

405-406

405-409

417-418

486-487



AĞIRLIK:1,727 kg/mt

1,843 kg/mt

1,987 kg/mt

1,487 kg/mt

Jx : 13,420 cm<sup>4</sup>Jx : 18,206 cm<sup>4</sup>Jx : 27,3325 cm<sup>4</sup>Jx : 58,7208 cm<sup>4</sup>Jy : 24,834 cm<sup>4</sup>Jy : 26,742 cm<sup>4</sup>Jy : 48,7449 cm<sup>4</sup>Jy : 35,1479 cm<sup>4</sup>

40'lık Düz Kasa Profili

40'lık Orta Kayıt Profili

61'lik PVC Kanat Profili

Çift Açılır Kanat Adaptör Profili

SİSTEM NUMARASI

73 AWT 413-414

73 AWT 419-420

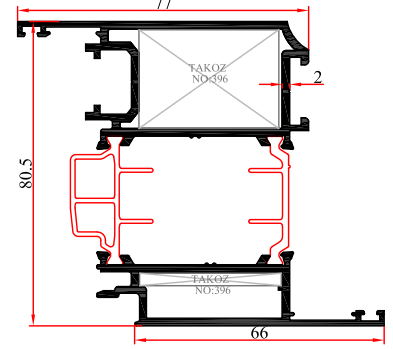
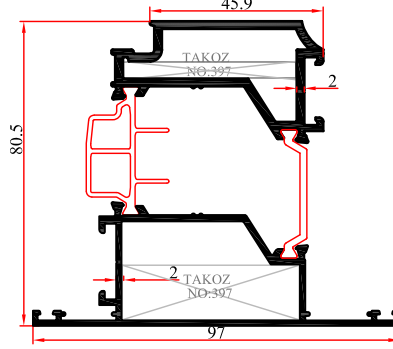
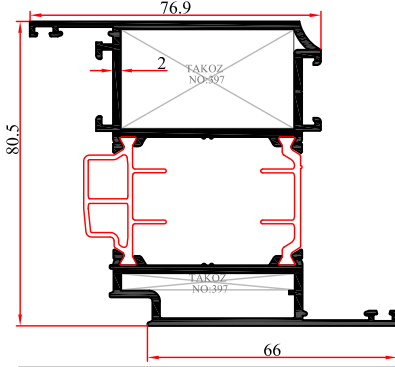
73 AWT P04496-P04497

KALIP NUMARASI

413-414

419-420

P04496-P04497



AĞIRLIK:2,280 kg/mt

2,353 kg/mt

2,340 kg/mt

Jx : 43,1080 cm<sup>4</sup>Jx : 14,6207 cm<sup>4</sup>Jx : 58,7208 cm<sup>4</sup>Jy : 15,8739 cm<sup>4</sup>Jy : 37,8240 cm<sup>4</sup>Jy : 35,1479 cm<sup>4</sup>

77'lik Kapı Kanat Profili

Dışa Açılır Kanat Profili

Çift Açılır Kanat Adaptör Profili

SİSTEM NUMARASI

73 AWT 482-483

73 AWT P04498-487

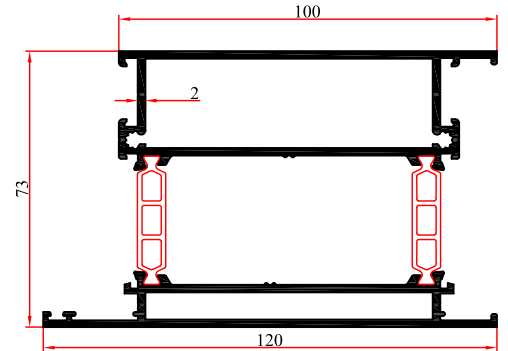
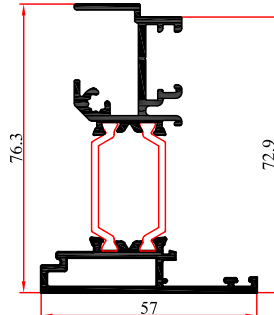
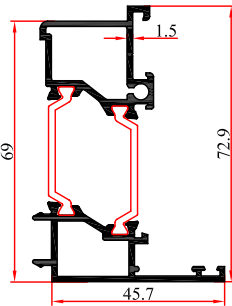
73 AWT 423-424

KALIP NUMARASI

482-483

P04498-487

423-424



AĞIRLIK:1,236 kg/mt

1,396 kg/mt

2,605 kg/mt

Jx : 49,426 cm<sup>4</sup>Jx : 58,7208 cm<sup>4</sup>Jx : 25,4191 cm<sup>4</sup>Jy : 44,012 cm<sup>4</sup>Jy : 35,1479 cm<sup>4</sup>Jy : 7,5552 cm<sup>4</sup>

Dışa Açılır Kapı Adaptör Profili

Çift Açılır Kanat Adaptör Profili

120'lik Etek Profili

AWT 73

Aluwell® Aluminium profiles technology

SİSTEM NUMARASI

73 AWT 109

73 AWT 375

73 AWT 376

73 AWT 115

73 AWT 110

73 AWT 377

KALIP NUMARASI

109

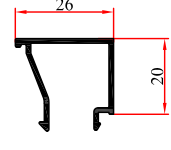
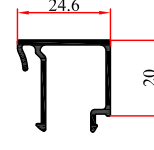
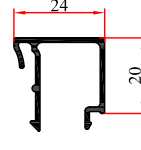
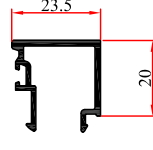
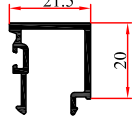
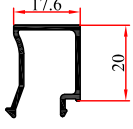
375

376

115

110

377



AĞIRLIK:0,230 kg/mt

0,294 kg/mt

0,305 kg/mt

0,265 kg/mt

0,275 kg/mt

0,260 kg/mt

Cam Çıtası (17.6 mm)

Cam Çıtası (21.5mm)

Çift Cam Çıtası (23.5mm)

Cam Çıtası (24 mm)

Cam Çıtası (24.6mm)

Cam Çıtası (26 mm)

SİSTEM NUMARASI

73 AWT 380

73 AWT 378

73 AWT 379

73 AWT 230

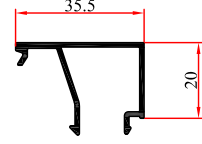
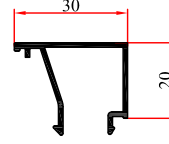
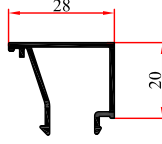
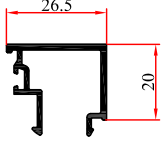
KALIP NUMARASI

380

378

379

230



AĞIRLIK:0,292 kg/mt

0,275 kg/mt

0,284 kg/mt

0,315 kg/mt

Cam Çıtası (26.5mm)

Cam Çıtası (28 mm)

Cam Çıtası (30 mm)

Cam Çıtası (35.5 mm)

SİSTEM NUMARASI

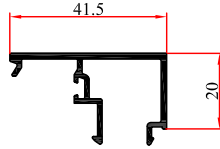
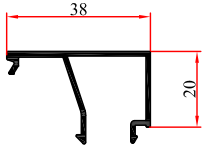
73 AWT 231

73 AWT 374

KALIP NUMARASI

231

374



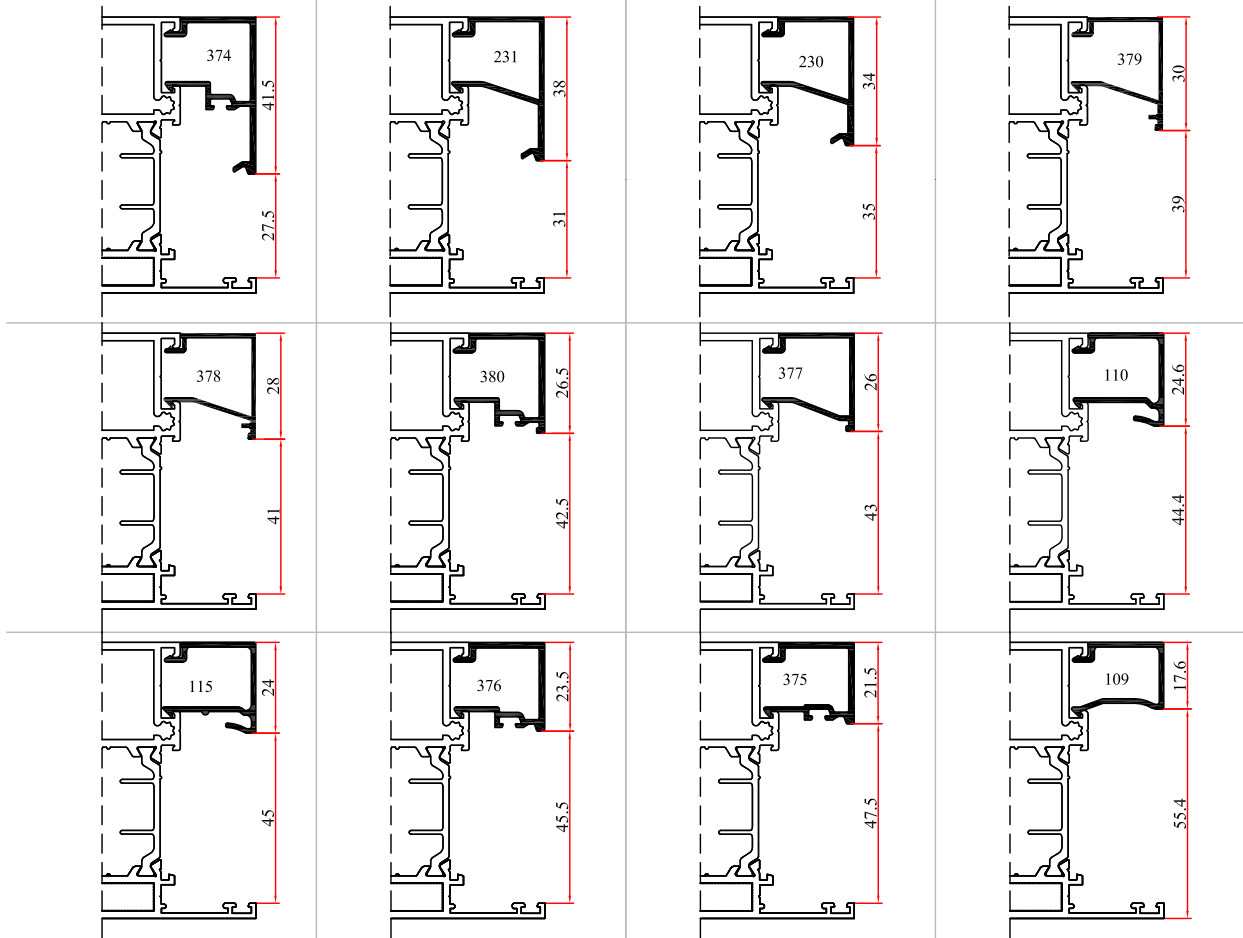
AĞIRLIK:0,326 kg/mt

0,401 kg/mt

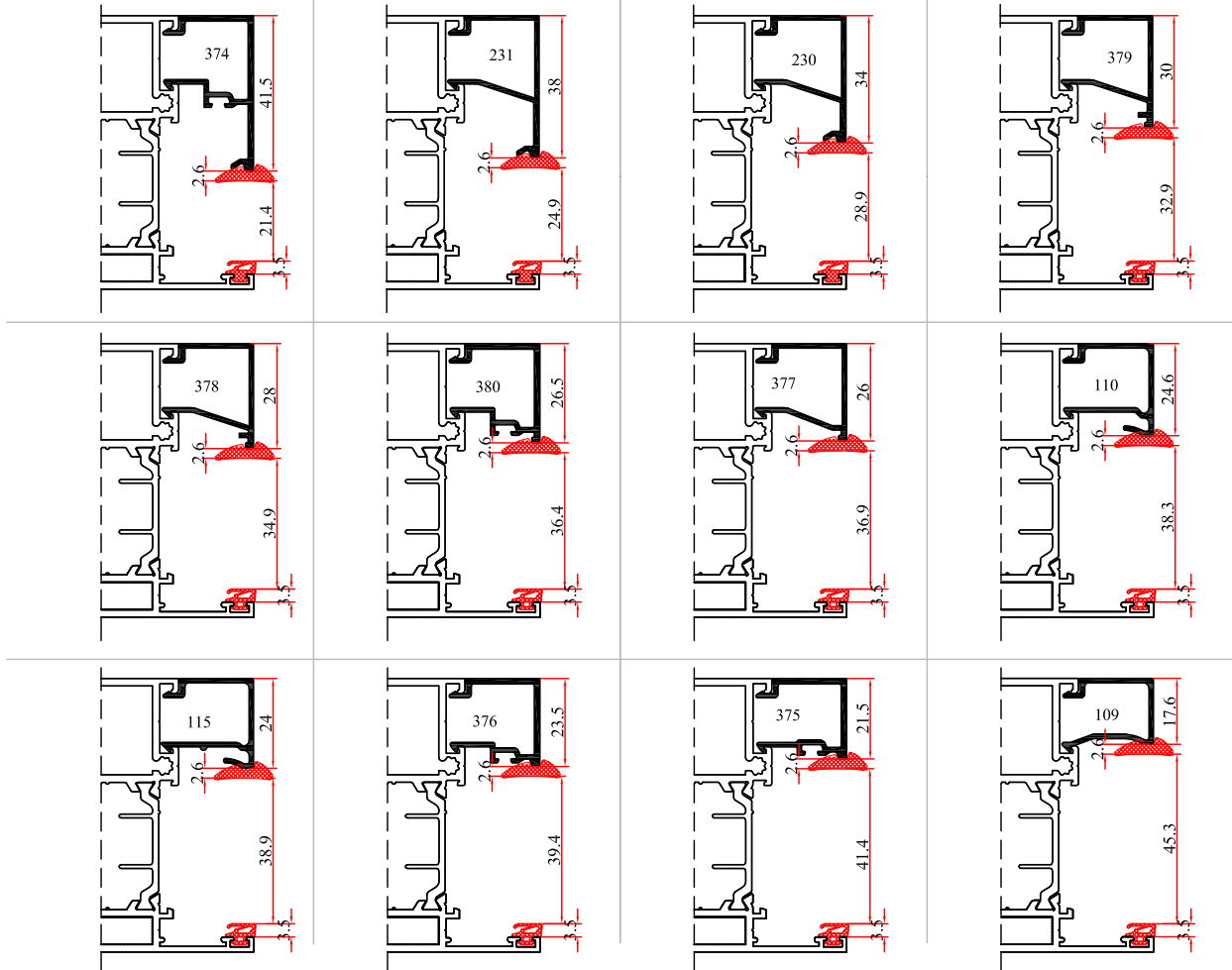
Cam Çıtası (38 mm)

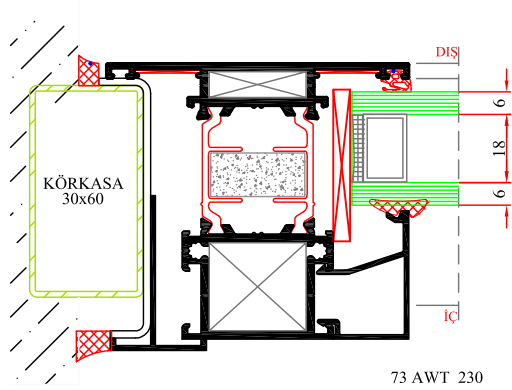
Cam Çıtası (41.5mm)

CAM ÇİTA PROFİLLERİ / GLAZING BEAD PROFILES

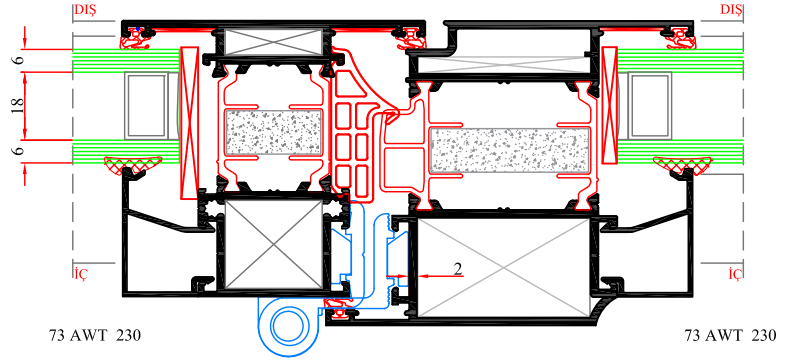
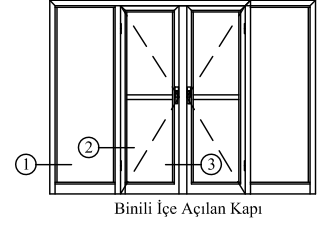


CAM ÇİTA PROFİLLERİ / GLAZING BEAD PROFILES





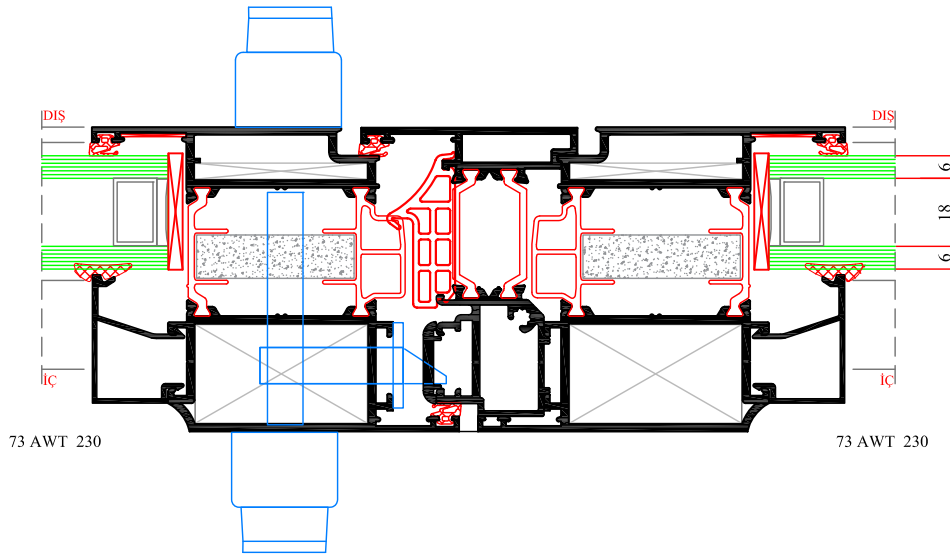
1 NOLU DETAY



2 NOLU DETAY

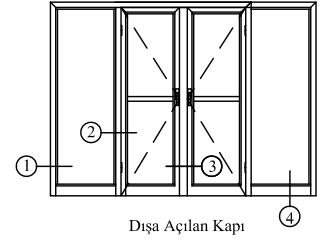
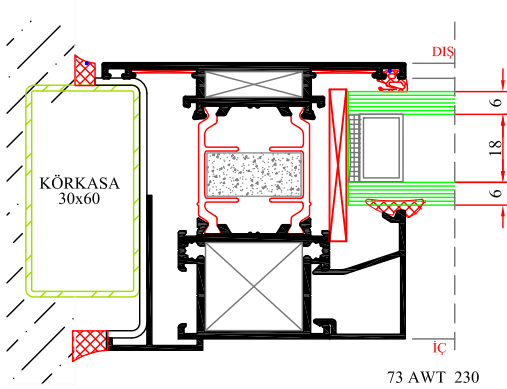
ÖLÇEK:1/2

SİSTEM DETAYLARI / SYSTEM DETAILS

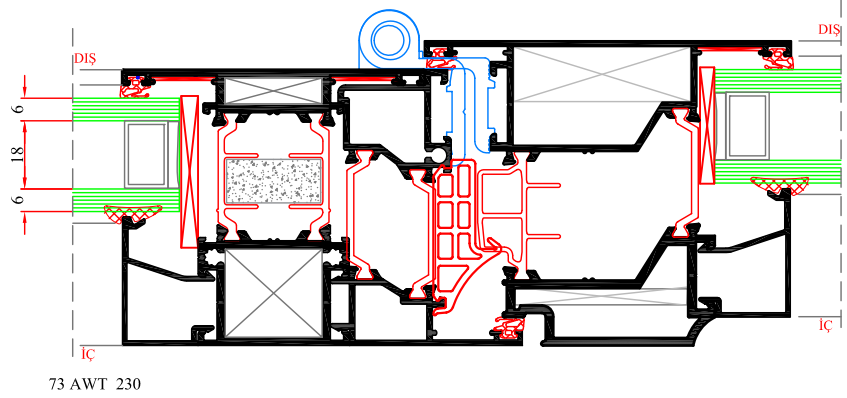


3 NOLU DETAY

ÖLÇEK:1/2

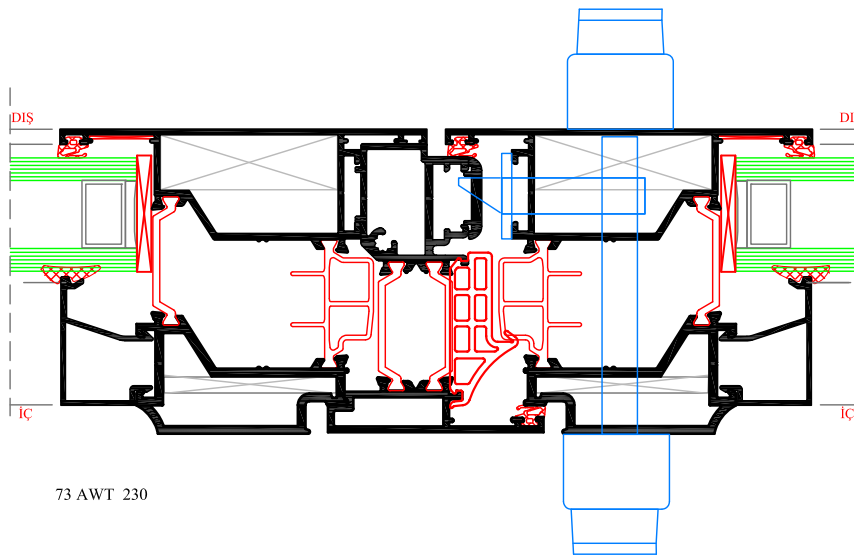


1 NOLU DETAY

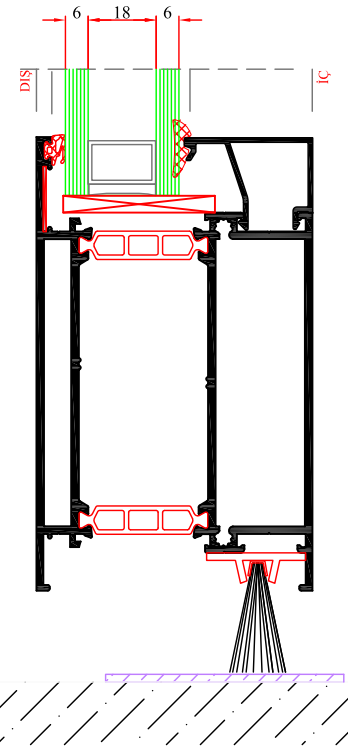


ÖLÇEK:1/2

2 NOLU DETAY

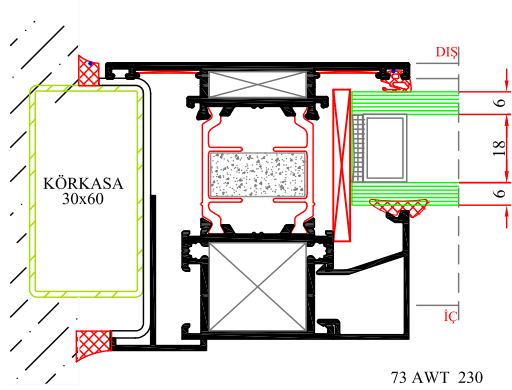


3 NOLU DETAY

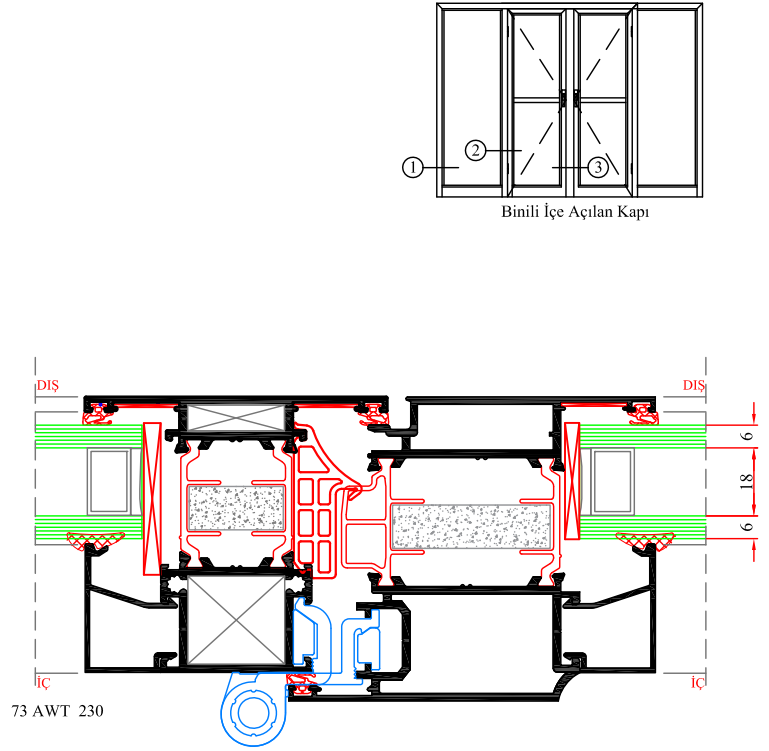


4 NOLU DETAY

ÖLÇEK:1/2



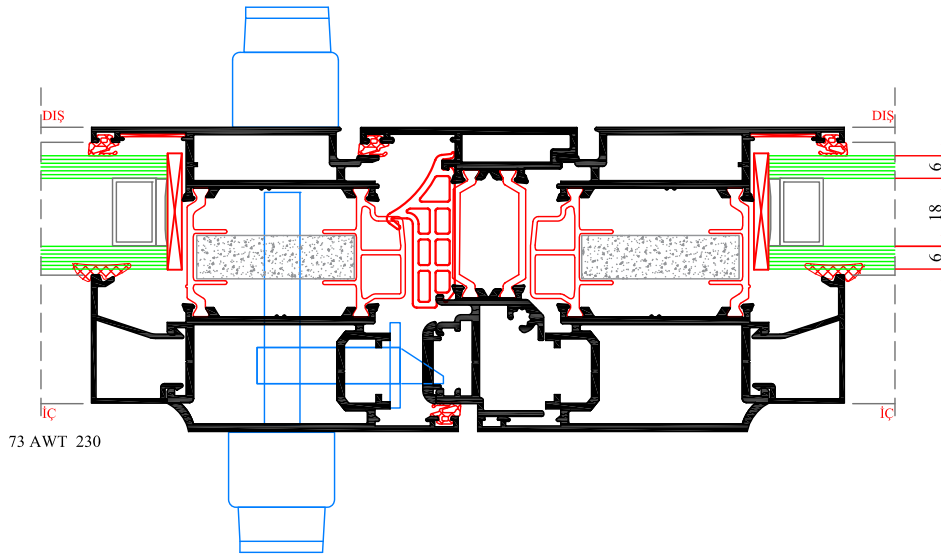
1 NOLU DETAY



2 NOLU DETAY

ÖLÇEK:1/2

SİSTEM DETAYLARI / SYSTEM DETAILS



3 NOLU DETAY

ÖLÇEK:1/2